



TOPEKA
FOUNDRY & IRON WORKS

AN HME GROUP COMPANY



**ENGINEERING &
MANUFACTURING SERVICES**

Hwacheon Hi-Tech 850 BB XL

TOPEKAFOUNDRY.COM

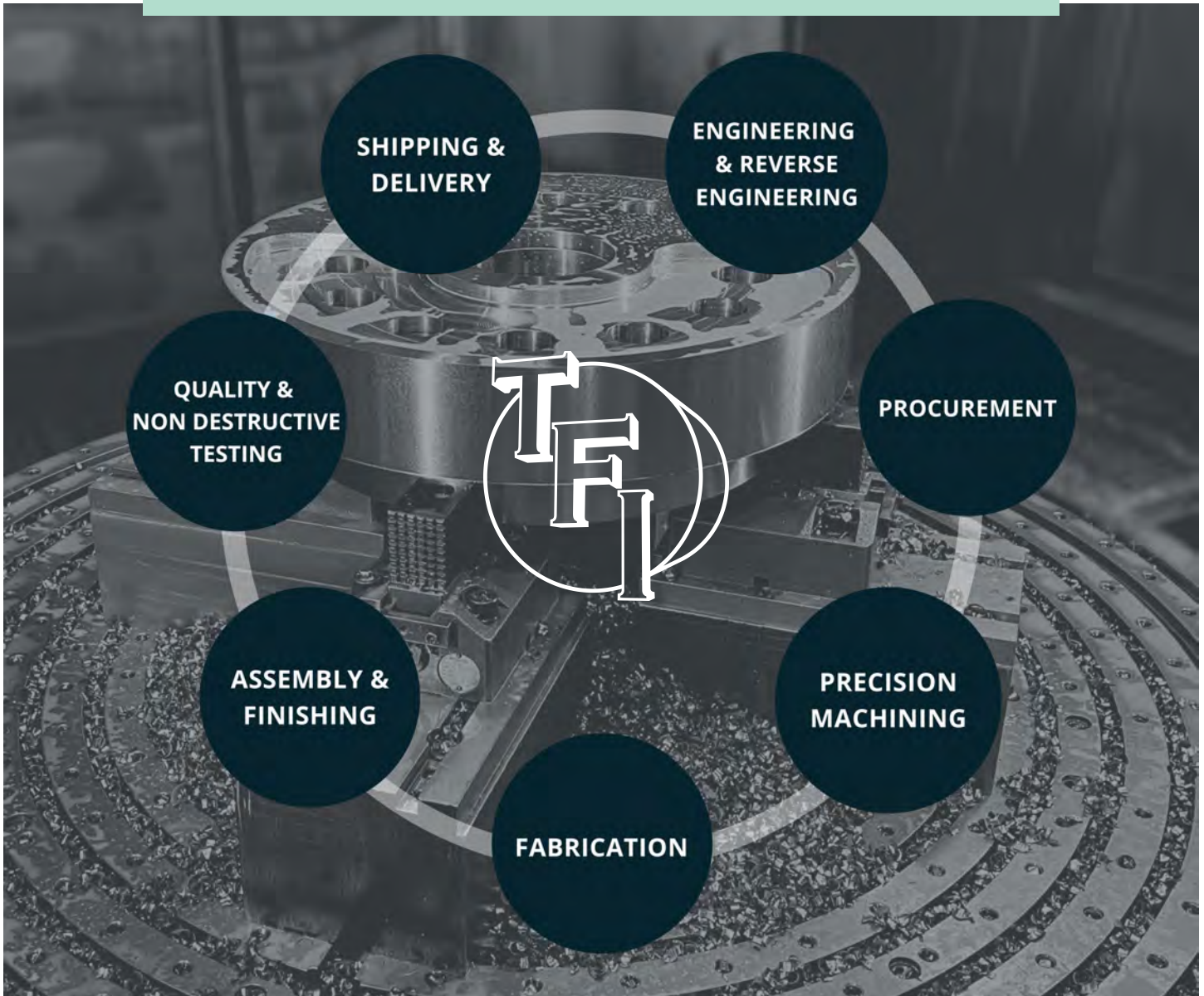
YOUR FULL-SERVICE MACHINE SHOP

TFI provides a unified team of experts to oversee every stage of your project. Our streamlined turnkey process ensures efficient scheduling, cost savings, and a high-quality final product.

Competitive material purchasing power

Full-service production team

In-house trucking, engineering, testing, storage & more



Learn more about our extensive HME Group Company certifications and qualifications on our website.

TOPEKAFOUNDRY.COM

HME GROUP

POWERHOUSE



From massive steel structures to high-precision machining and custom fabrication, HME Group has the capacity and expertise to do it all.

Our main campus includes more than 400,000 sq ft of production space with a fully integrated beam line connected through conveyors and cross transfers for unmatched automation and efficiency.

HME GROUP STATS

- 6 COMPANIES
- 625 EMPLOYEES
- 340 PRODUCTION EMPLOYEES
- 260 CERTIFIED WELDERS
- 11,000+ WEEKLY MAN HOURS
- WEEKLY CAPACITY OF 950+ TONS
- 10+ TRUCKLOADS SHIPPED EVERY DAY
- 5 SHIFTS OPERATING 24/7

Our central U.S. location allows us to quickly and efficiently ship projects nationwide



AGRICULTURE

AEROSPACE

AUTOMOTIVE

COMMUNICATIONS

CONSTRUCTION

DEFENSE

FOOD PROCESSING


HEAVY EQUIPMENT

INFRASTRUCTURE

MINING

SERVING AMERICA'S MOST DEMANDING INDUSTRIES

**ENGINEERING, FABRICATION,
& PRECISION MACHINING**



MACHINE LINE CARD



VERTICAL TURNING LATHES	CAPABILITIES/CAPACITY	X-AXIS	Y-AXIS	Z-AXIS	MILL SPINDLE (RPM)
Okuma VTM-2000YB	5-Axis, 23,000 lb, 78" Diameter	96"	61"	53"	10,000
Okuma VTM-1200YB	5-Axis, 6,000 lb, 48" Diameter	50"	48"	42.5"	10,000
Gray VBM	144" Table	168"	-	96"	-
Bullard VBM	5 Station Tool Changer	66"	-	64"	-
DN Solutions VTR 1620M	Vertical Turning Center with Live Tooling	78"	-	70"	3,000

HORIZONTAL LATHES	CAPABILITIES/CAPACITY	X-AXIS	Y-AXIS	Z-AXIS	MILL SPINDLE (RPM)
Hwacheon Hi-Tech 850 BB XL	Full C-Axis; Radial & Axial Live Tooling	36"	8.5"	196"	2,500
Haas SL-30	Full C-Axis; Radial & Axial Live Tooling	22"	-	34"	2,500
DN Solutions Puma 3100LSY	Full C-Axis; Sub Spindle, Radial & Axial Live Tooling	16.5"	5"	50"	5,000

VERTICAL MILLS	CAPABILITIES/CAPACITY	X-AXIS	Y-AXIS	Z-AXIS	MILL SPINDLE (RPM)
DN Solutions DNM750L/50 II	4,000 lb Table Load	85"	30"	30"	10,000
Haas Super VF-4SS	Rotary 4th Axis	50"	20"	25"	12,000
DN Solutions DNM750/50 II	3,200 lb Table Capacity	65"	30"	30"	8,000

HORIZONTAL MILLS	CAPABILITIES/CAPACITY	X-AXIS	Y-AXIS	Z-AXIS	MILL SPINDLE (RPM)
DN Solutions DHF 8000	Simultaneous 5-Axis; Integrated 24 Station Linear Pallet System	57"	47"	59"	15,000
DN Solutions NHM 8000	Full B-Axis; Integrated 24 Station Linear Pallet System	55"	41"	47"	8,000
Matsuura H Plus-405	Full B-Axis; Twin Pallet Changer	24"	24"	24"	12,000
Matsuura H Plus-300	Full B-Axis; Twin Pallet Changer	18"	18"	18"	12,000
Lucas 642 B288	#6 Bore Mill; 150,000 lb Table	341"	96"	48"	840
RE-TOS W100A	13,000 lb Table Capacity	63"	44"	48"	1,200

DOUBLE COLUMN MILLS	CAPABILITIES/CAPACITY	X-AXIS	Y-AXIS	Z-AXIS	MILL SPINDLE (RPM)
DN Solutions DBM 2540	Rotary 90 Degree Head for Five Face Machining	167"	118"	43"	Vertical: 8,000; R Angle: 6,000
Nicolas Correa 5-Axis FP30/40	Full B & C Axis; Articulating Head	137"	78"	39"	4,000

GRINDERS	CAPABILITIES/CAPACITY	X-AXIS	Y-AXIS	Z-AXIS
Okamoto Surface Grinder	High Volume Grinder	40"	20"	18"
Thompson Surface Grinder	Large Capacity	36"	96"	48"

QUALITY ASSURANCE

	CAPABILITIES/CAPACITY	VOLUMETRIC ACCURACY
Hexagon Romer Arm	6-Axis; 2 m Measuring Range	30 µm
Hexagon Leica Absolute Tracker	79 m Measuring Range	up to 32 µm & 96 µm
Sheffield Endeavor CMM	Temperature Tolerant; Vibration Resistant	up to 8 µm & 2.5 µm
Hexagon Global S Chrome 12.22.10	Temperature Tolerant, Vibration Resistant, Touch Probing, Analog Scanning, Blue Laser Scanning	2.5 µm to 10.0 µm

VERTICAL & HORIZONTAL MILLS

Our machinists are available to run **5 shifts** and **7 days** a week

VERTICAL MILLS



DN SOLUTIONS DOUBLE-COLUMN BRIDGE MILL 2540

- X-axis: 167"
- Y-axis: 118"
- Z-axis: 43"
- Mill Spindle (RPM): Vertical 8,000; R-Angle 6,000
- Max Weight: 40,000 lb




HAAS SUPER VF-4SS

- X-axis: 50"
- Y-axis: 20"
- Z-axis: 25"
- Mill Spindle (RPM): 12,000



DN SOLUTIONS DNM750L/50 II

- X-axis: 85"
- Y-axis: 30"
- Z-axis: 30"
- Mill Spindle (RPM): 10,000
- Max Weight: 4,000 lb



DN SOLUTIONS DOUBLE-COLUMN BRIDGE MILL 2540

HORIZONTAL MILLS




MATSUURA H PLUS-300

- X-axis: 18"
- Y-axis: 18"
- Z-axis: 18"
- Mill Spindle (RPM): 12,000



MATSUURA H PLUS-405

- X-axis: 24"
- Y-axis: 24"
- Z-axis: 24"
- Mill Spindle (RPM): 12,000



MATSUURA H PLUS-405

HORIZONTAL MILLS CONT.

LUCAS642 B288

- X-axis: 341"
- Y-axis: 96"
- Z-axis: 48"
- Mill Spindle (RPM): 840
- Max Weight: 150,000 lb



LINEAR PALLET SYSTEM

- 24 pallet stations interfaced with two horizontal mills
- Can run 7 days a week




DN SOLUTIONS DHF 8000



DN SOLUTIONS NHM 8000

- Horizontal 4-axis
- Max Diameter: 55.12"
- Max Height: 55.12"
- Max Weight: 4,400 lb



DN SOLUTIONS DHF 8000


- Horizontal 5-axis
- Max Diameter: 55.12"
- Max Height: 55.12"
- Max Weight: 4,400 lb



VERTICAL & HORIZONTAL TURNING

LATHES

VERTICAL TURNING LATHES



OKUMA VTM-2000YB

- 5-axis
- Max Diameter: 78"
- Max Height: 53"
- Mill Spindle (RPM): 10,000
- Max Weight: 23,000 lb



OKUMA VTM-1200YB


- 5-axis
- Max Diameter: 48"
- Max Height: 42.5"
- Mill Spindle (RPM): 10,000
- Max Weight: 6,000 lb



GRAY VBM

Large turning capacity

- Max Diameter: 144"
- Max Height: 96"
- Max Weight: 70 ton





HORIZONTAL TURNING LATHES




DN SOLUTIONS PUMA 3100LSY



DN SOLUTIONS PUMA 3100LSY

- X-axis: 16.5"
- Y-axis: 5"
- Z-axis: 50"
- Mill Spindle (RPM): 5,000



DN SOLUTIONS VTR 1620M





DN SOLUTIONS VTR 1620M

- Vertical Turning Center with Live Tooling
- Max Diameter: 78"
- Max Height: 70"
- Mill Spindle (RPM): 3,000
- Max Weight: 22,000 lb




HWACHEON HI-TECH 850 BB XL

- X-axis: 36"
- Y-axis: 8.5"
- Z-axis: 196"
- Mill Spindle (RPM): 2,500



HWACHEON HI-TECH 850 BB XL



PEDDINGHAUS PEDDIASSEMBLER


- Robotic Welder
- Capacity: 16" x 30" x 60'
- Max assembly weight: 11,000 lb
- Automatic part placement, tack, and weld

ROBOTIC WELDERS & FABRICATION



LINCOLN ELECTRIC COOPER CRX-251A COBOT

- Collaborative Robot Arm
- Mobile & long reach
- Robot arm reach: 74.4"
- Payload capacity: 55 lb



AGT ROBOTICS LAYOUTMASTER

- 3D Laser Projection System
- Capacity: 6" x 20" x 48"
- Each rotator has a 5,000 lb capacity
- 360 degree automatic rotation/positioning



YASKAWA MOTOMAN ARCWORLD 2000

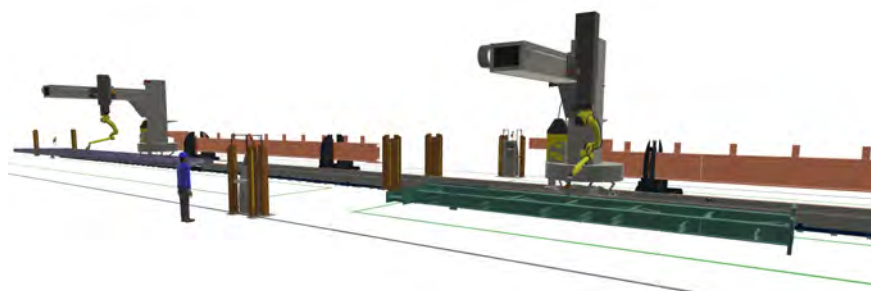
- Robotic Workcell & Welding Robot
- Robot arm reach: 120"
- Payload capacity: 6,613 lb
- Max part length: 13'
- Max part diameter: 6' 2"



OTC DAIHEN ECO-ARC FD

- Arc Welding Robot
- Robot arm reach: 67"
- Payload capacity: 1,101 lb on center
- Max working area: 5' diameter

COMING SOON!



AGT ROBOTICS TWIN WELDING ROBOTS

- Capacity: 15' x 8' x 112'
- SnapCam 3D camera system to scan/locate welding joints
- Each robot is equipped with 9 axes

PLATE PROCESSING

PLATE DRILLING AND MILLING

- Process plates up to 120" W x 240" L and up to 6" thick (drilling) 4" thick (milling)
- Countersink and Tap

PLASMA CUTTER

- Process profiles up to 120" W x 480" L
- Oxyfuel Max Thickness: 8"
- Plasma Max Thickness: 3"

PLATE ROLL


- ½" plate up to 8' in width
- Roll down to a 16" diameter

PRESS BRAKE

- Max capacity: 551 tons
- Bending length: 177"
- Variable CNC die opens from 2" to 16"
- Max bed length: 22' long

PLATE LASER

- Process profiles up to 98" W x 325" L
- Cutting speeds are 2 to 5x faster than plasma
- Air Cutting Max Thickness: 1.25", 2x faster than plasma
- Oxygen Cutting Max Thickness: 3"



STRUCTURAL SHAPE PROCESSING

Four beam lines with the ability to process unlimited length beams at 848 lb/ft.

SHOT BLASTING

Blast plates and profiles up to 24" T x 60" W x 70' L

BAND SAWING

Cut plates and profiles up to 22" H x 50" W and miter up to 30 degrees

DRILLING AND MILLING

- Process plates/profiles up to 24" H x 49" W x 62' L
- Drilling speed of 5 seconds for 13/16" hole in 1" beam flange
- Milling depth of 1.5"



X-SERIES PLATE LAZER PLUS

- 40 kW High-Speed Plate Processor
- Material & Cut Thickness:
 - Carbon: 3 1/8"
 - Aluminum: 2 3/4"
 - Stainless: 4"
 - Brass & Copper: 3/4"

HME GROUP COMPANIES

SIX BUSINESSES. ENDLESS SOLUTIONS.



TOPEKA
FOUNDRY & IRON WORKS

Precision machining, fabrication, and engineering.

TOPEKAFOUNDRY.COM



Commercial distributor of doors, frames, and hardware.

FOUNDRYDOORCOMPANY.COM



Commercial and industrial mechanical railing and ladder systems.

PEAKTOPEAKRAILINGS.COM

HME, INC.

HAAS METAL ENGINEERING

Structural steel design, fabrication, and erection solutions.

HMEINC.NET



Construction equipment rentals in NE Kansas.

HAASCRANE.COM



Powersports dealer for every adventure on the road, trail, water, and lawn.

CYCLEZONE.COM



LEARN MORE
HMEINC.NET/GROUP-SALES

